









Activity Calendar

Theme: Summer/Camping









<p>Monday Summer "time"</p>  <p>verano/summer</p>	<p>Learning Goal: Children will begin to compare daytime and nighttime activities.</p> <p>Video Resource: Word of the Week – Verano (Summer)</p> <p>Video Resource: Summer is Fun in Alaska Between the Lions</p> <p>Activity: DIY Sundial – Write the numbers 1-12 around the edge of the paper plate to resemble a clock face. Poke a hole in the center of the plate and insert a pencil or craft stick. Place the sundial outside with the 12 facing North, the shadow of the pencil or craft stick tells the time!</p> <p>Journal: Time flies when you are having fun! Draw a summer activity you do in the morning, afternoon, and evening.</p>
<p>Tuesday Camping</p> 	<p>Learning Goal: Children will recognize and name two-dimensional shapes and explore the construction of three-dimensional shapes.</p> <p>Video Resource: Daniel the Adventure Tiger Goes Camping Daniel Tiger’s Neighborhood</p> <p>Activity: 3D Shape Tents – Build 3D shapes using toothpicks and mini marshmallows (or homemade dough – see materials list for recipe)</p> <p>Journal: Draw the 2D shapes you observe 3D structures (triangles, squares, rectangles). Discuss the sides and corners of each shape.</p>
<p>Wednesday Exploring</p> 	<p>Learning Goal: Children will begin to express and represent thoughts, observations, imagination, feelings, experience, and knowledge, verbally and non-verbally, with others using a variety of objects in own environment.</p> <p>Video Resource: Let’s Pretend (Jungle) Everyday Learning</p> <p>Activity: DIY Binoculars</p> <p>Printable Activity: Go Wild Card Game – tape cards in the house and use the binoculars to play “I Spy” or print two sets and play concentration</p>
<p>Thursday Animal Camouflage</p> 	<p>Learning Goal: Children will begin to identify characteristics of animals including physical attributes and behaviors.</p> <p>Video Resource: Cammo Whammo Nature Cat</p> <p>Printable Activity: Butterfly Hide and Seek – (option) Gather twigs, sticks, and other nature items and color the butterfly to help it camouflage</p> <p>Journal: Glue your butterfly into the journal and decorate the environment. Ask your grownup to help you write the color words you used.</p>
<p>Friday Campfire Stories</p> 	<p>Learning Goal: Children will begin to combine sentences that give lots of detail, stick to a topic, and communicate intended meaning.</p> <p>Resource: Let’s Tell a Story Everyday Learning</p> <p>Interactive Game: Cat in the Hat Camp Time</p> <p>Printable Activity: Cat in the Hat Character Puppets – use the puppets to tell “campfire” stories</p> <p>Journal: Draw pictures of activities you could do while camping. Label each picture with the beginning letter sound. (example: draw a marshmallow and label it with the letter <i>m</i>; draw a tent and label it with the letter <i>t</i>)</p>



Get Ready, Set, Prep

Theme: Summer/Camping



Materials for the Week		Learning Resources	
Monday	<p>Weekly Journal – Fold three pieces of paper, staple, add the theme title, and illustrate the cover</p> <p>Crayons, markers, and/or colored pencils</p> <p>Sundial materials: paper plate, craft stick or pencil</p>	<p>Discussion Questions</p> <ol style="list-style-type: none"> 1. What words tell us about summer weather? 2. Do you think camping could be fun? Why or why not? 3. How do you think camouflage helps an animal? 	
Tuesday	<p>Weekly Journal</p> <p>Crayons, markers, and/or colored pencils</p> <p>3D Shape Tents materials: toothpicks, mini marshmallows</p>	<p>Vocabulary Words</p> <p>Summer camouflage character</p>	
Wednesday	<p>Weekly Journal</p> <p>Crayons, markers, and/or colored pencils</p> <p>DIY Binocular materials: Yarn, scissors, (3) toilet paper tubes, duct tape (or strong tape), hot glue</p> <p>Printable: Go Wild Card Game</p>	<p>Resources from PBS KIDS for Parents</p> <div style="display: flex; justify-content: space-around; align-items: flex-start;"> <div style="text-align: center;">  <p>Books about Camping</p> </div> <div style="text-align: center;">  <p>Craft a Changing Chameleon</p> </div> </div>	
Thursday	<p>Weekly Journal</p> <p>Crayons, markers, and/or colored pencils</p> <p>Scissors, glue, tape</p> <p>Printable: Butterfly Hide and Seek</p> <p>Optional: items from nature such as twigs and leaves to camouflage the butterfly</p>	<p>FREE PBS KIDS Apps</p> <p><i>Download on your mobile device.</i></p> <div style="display: flex; justify-content: space-around; align-items: center;"> <div style="text-align: center;">  <p>Nature Cat's Great Outdoors</p> </div> <div style="text-align: center;">  <p>Plum's Creaturizer</p> </div> </div>	
Friday	<p>Weekly Journal</p> <p>Crayons, markers, and/or colored pencils</p> <p>Scissors</p> <p>Printable: Cat in the Hat Character Puppets</p>	<p>Fun Extras</p> <div style="display: flex; justify-content: space-around; align-items: center;"> <div style="text-align: center;">  <p>Cooking: Frozen Banana Pops</p> </div> <div style="text-align: center;">  <p>Dot's Nature Bingo</p> </div> </div>	